

How to download & stream free videos, music, audiobooks, comics, and ebooks on your mobile device or computer.

1. Register for a hoopla account by visiting **hoopladigital.com**, or by using our mobile app on your iOS or Android device. You will need to provide an e-mail address, create a password, and have your library account information ready. Our free mobile app can be found in the App Store and the Google Play store.
2. Easily browse titles on your computer or mobile device by clicking **Browse All** on the format (Music, Movies, Audiobooks, eBooks, Comics, and Television) you would like to browse further on. You can also search for a specific title by clicking on the **Search** box or magnifying glass and typing in your title(s)/keyword.
3. To borrow a title, click on the title and then click the **Borrow** button. Your borrowed titles can be played right after borrowing, and found under the **My Titles** menu for viewing/listening. Enjoy your selected titles!
4. Borrowed titles will be automatically returned when your lending period is over. There are no holds, wait lists, or late fees for any of hoopla's content.
5. If you need additional help, visit the help section on our mobile app, or click on the Help link found at the bottom of **hoopladigital.com**.


portjefflibrary.org/hoopla



Now you can enjoy **hoopla** in even more ways

androidtv **Apple tv** **Roku** **amazon fireTV**



 Chromecast  amazon alexa



hoopla

Instantly borrow eBooks, audiobooks, comics, movies, music, and more, 24/7 with your library card.

hoopladigital.com



portjefflibrary.org/hoopla

